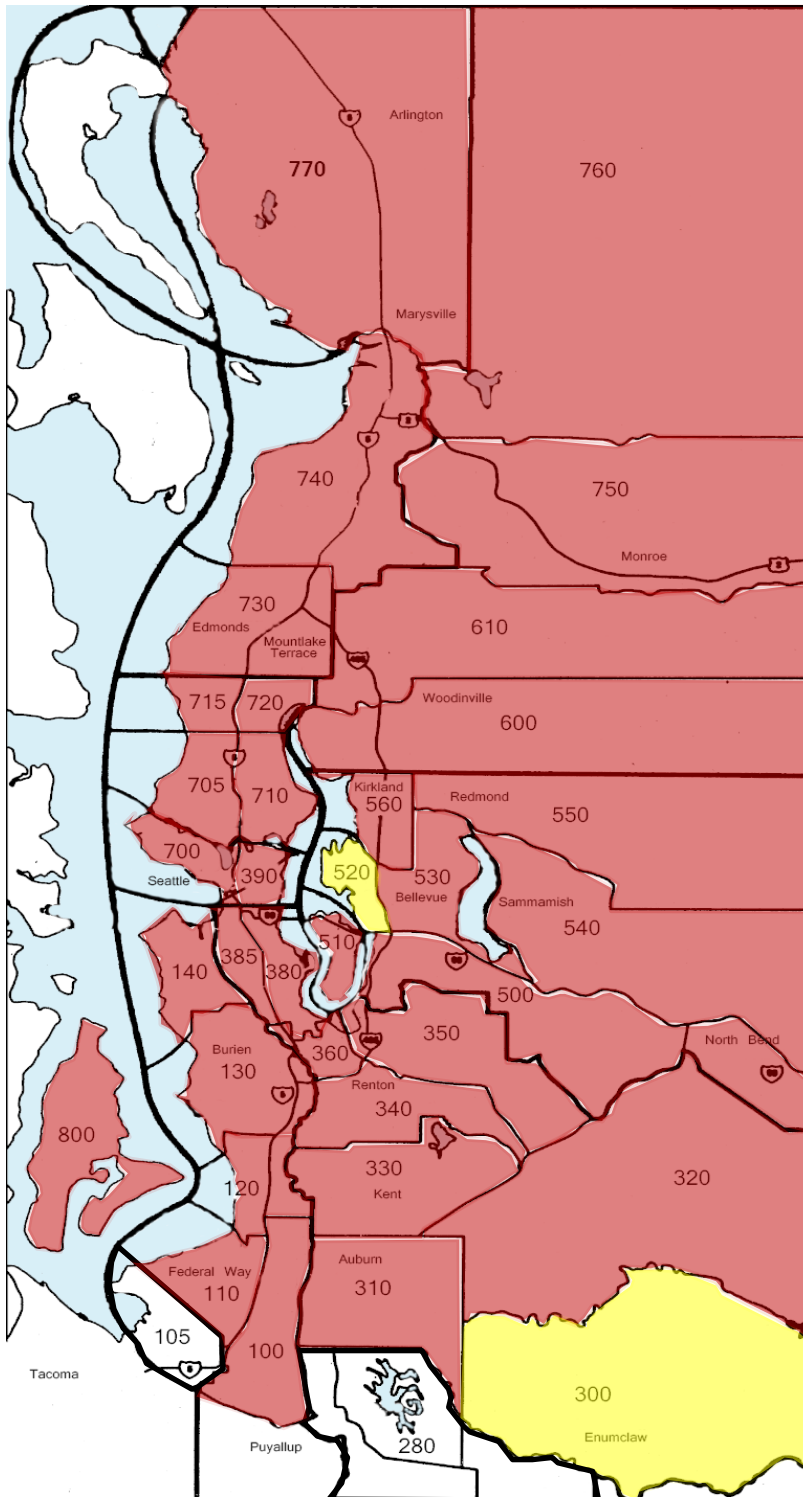


King & Snohomish County
Months of Supply - Residential
December 2012

Area	Inventory
100	3.0
110	2.0
120	1.8
130	1.9
140	1.5
300	3.1
310	1.7
320	2.3
330	2.4
340	1.2
350	2.9
360	3.0
380	1.6
385	1.4
390	2.3
500	1.6
510	1.7
520	4.9
530	0.7
540	1.7
550	2.5
560	2.8
600	1.8
610	1.7
700	2.2
705	0.9
710	1.6
715	2.9
720	1.5
730	2.9
740	1.7
750	2.1
760	2.1
770	2.2
800	2.5



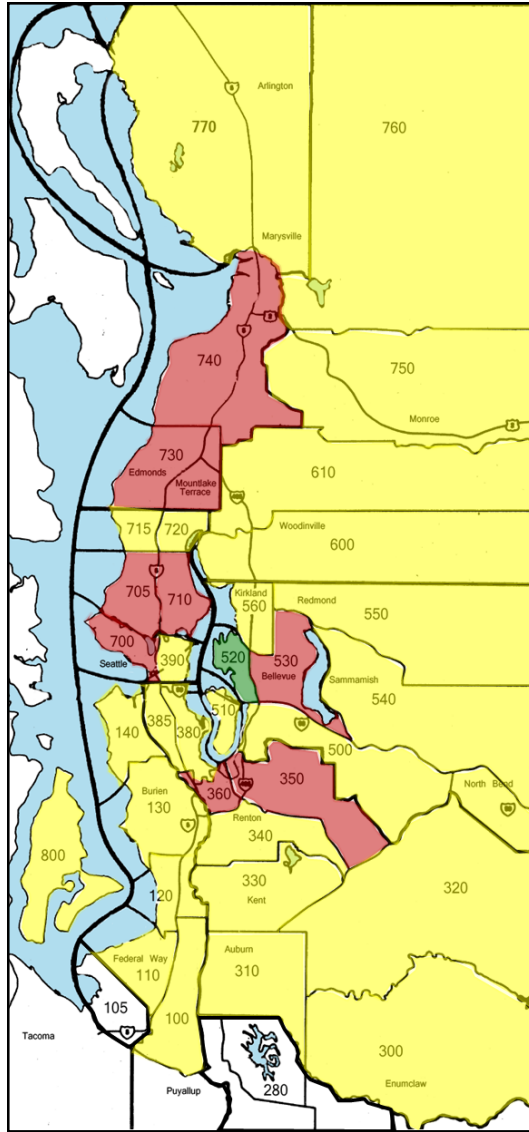
Area	Inventory
520	4.9
300	3.1
100	3.0
360	3.0
350	2.9
730	2.9
715	2.9
560	2.8
550	2.5
800	2.5
330	2.4
320	2.3
390	2.3
770	2.2
700	2.2
750	2.1
760	2.1
110	2.0
130	1.9
600	1.8
120	1.8
510	1.7
540	1.7
310	1.7
610	1.7
740	1.7
380	1.6
500	1.6
710	1.6
720	1.5
140	1.5
385	1.4
340	1.2
705	0.9
530	0.7

Legend (Months)		
0 to 3	3 to 6	6+
Seller's Advantage	Balanced Market	Buyer's Advantage

*Active inventory divided by Pending Sales during the month.

Area	Supply
520	7.4
510	5.5
800	4.9
500	4.6
385	4.6
540	4.4
330	4.3
600	4.2
120	4.1
550	4.1
300	4.0
310	4.0
390	4.0
750	3.9
380	3.9
760	3.9
715	3.8
720	3.6
100	3.5
340	3.4
560	3.4
770	3.4
130	3.2
610	3.2
320	3.1
110	3.0
140	3.0
740	2.9
350	2.9
730	2.9
360	2.8
705	2.2
530	2.2
700	2.2
710	1.8

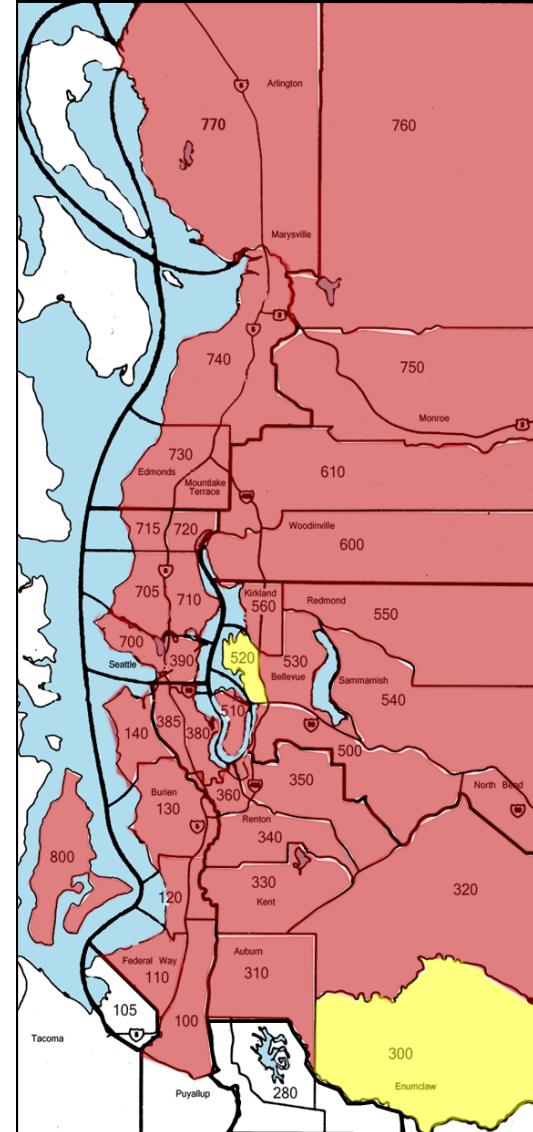
One year ago King & Snohomish County Months of Supply - Residential December 2011



Legend (Months)		
0 to 3	3 to 6	6+
Seller's Advantage	Balanced Market	Buyer's Advantage

Dec-11	Area	Dec-12
3.5	100	3.0
3.0	110	2.0
4.1	120	1.8
3.2	130	1.9
3.0	140	1.5
4.0	300	3.1
4.0	310	1.7
3.1	320	2.3
4.3	330	2.4
3.4	340	1.2
2.9	350	2.9
2.8	360	3.0
3.9	380	1.6
4.6	385	1.4
4.0	390	2.3
4.6	500	1.6
5.5	510	1.7
7.4	520	4.9
2.2	530	0.7
4.4	540	1.7
4.1	550	2.5
3.4	560	2.8
4.2	600	1.8
3.2	610	1.7
2.2	700	2.2
2.2	705	0.9
1.8	710	1.6
3.8	715	2.9
3.6	720	1.5
2.9	730	2.9
2.9	740	1.7
3.9	750	2.1
3.9	760	2.1
3.4	770	2.2
4.9	800	2.5

Current month King & Snohomish County Months of Supply - Residential December 2012



Legend (Months)		
0 to 3	3 to 6	6+
Seller's Advantage	Balanced Market	Buyer's Advantage

Area	Supply
520	4.9
300	3.1
100	3.0
360	3.0
350	2.9
730	2.9
715	2.9
560	2.8
800	2.5
330	2.4
320	2.3
390	2.3
770	2.2
700	2.2
750	2.1
760	2.1
110	2.0
130	1.9
600	1.8
120	1.8
510	1.7
540	1.7
310	1.7
610	1.7
740	1.7
380	1.6
500	1.6
710	1.6
720	1.5
140	1.5
385	1.4
340	1.2
705	0.9
530	0.7